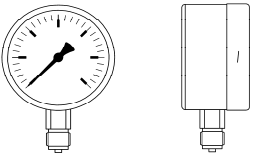
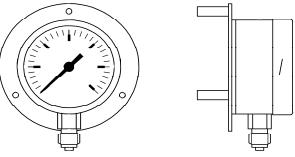
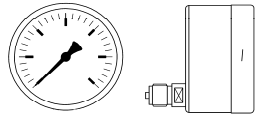
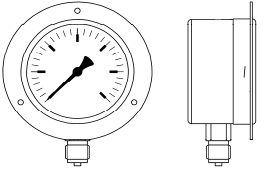
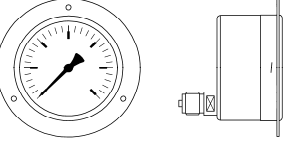


"ALL-STAINLESS" SOLID-FRONT PRESSURE GAUGES, TYPE PBX-SF

TYPE PBX-SF, full safety pattern according to EN 837-1

STANDARD MODEL

CASE	: bayonet lock, AISI304/1.4301, IP-65 solid front & blow-out back acc. to EN 837-1	RANGE	: -1/0 and 0-0,6 - 60 bar, acc. to EN 837-1 (see page 55) for higher ranges : see page 55
WETTED PARTS	: bourdon tube + connection AISI316Ti/1.4571	ACCURACY	: case Ø 63 : ± 1.6% F.S. / class 1.6 case Ø100 and Ø160 : ± 1.0% F.S./class 1
WINDOW	: safety glass	MOVEMENT	: AISI304/1.4301
DIAL	: aluminium, black figures on white	APPLICATION	: general and heavy industry
POINTER	: aluminium, black	OPTIONS	: see page 57-65
CONNECTION	: Ø63mm: ¼"BSP or ¼"NPT Ø100 and Ø160mm : ½"BSP or ½"NPT		

TYPE	MODEL	CASE DIAMETER (Ø in mm)		
		63	100	160
A		PBX-SF063XA	PBX-SF100XA	PBX-SF160XA
B		PBX-SF063XB	PBX-SF100XB	PBX-SF160XB
C		PBX-SF063XC	PBX-SF100XC	N.A.
D		PBX-SF063XD	PBX-SF100XD	PBX-SF160XD
J		PBX-SF063XJ	PBX-SF100XJ	N.A.
OPTIONS		EXTRA COSTS		
Lx	LIQUID FILLED CASE: GLYCERINE (in combination with electrical device: OIL see page 64)	PBX-SF063Lx	PBX-SF100Lx	PBX-SF160Lx
"Hz" CONTACT DEVICE	EXCLUDING "Hz" CONTACT (see page 59-63)	N.A.		
He	Helium leaktest (wetted parts)			
O2 *	for Oxygen use (max. 400 bar)			

* liquid filled on demand